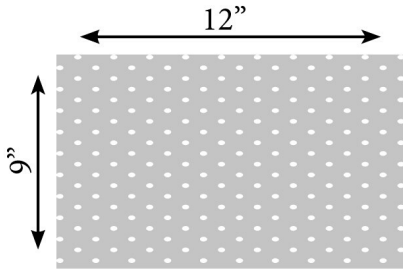


Fabric Mask Pattern

This pattern and instructions are approved by WellSpan Health.

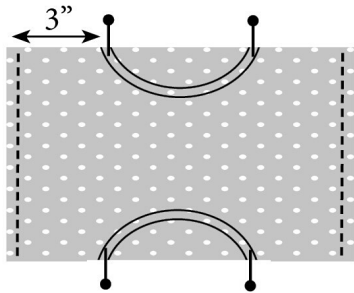
Sewing Instructions:



1

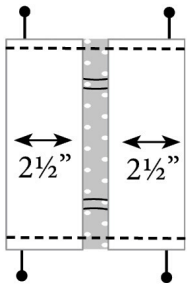
Using 100% cotton fabric, cut a 9" x 12" rectangle.

For straps you can either use 1/4" elastic (cut 2- 7" pieces), or cloth ties. (You will need 4- 10 1/2" pieces. You can use bias tape or make your own fabric ties.) You will also need a twist tie of pipe cleaner.



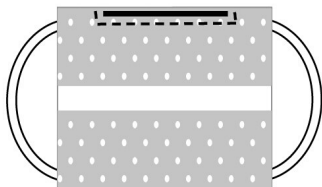
2

Sew a 1/4" hem along both of your 9" sides. You can use a zig zag stitch to reduce fraying. Then along the 12" sides, measure and mark 3" in from each corner (on the face side of your fabric). Use these marks to position and pin your elastic or cloth ties. If you are using elastic, attach it in a loop as pictured. If you are using ties, attach one piece at each mark.



3

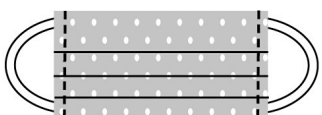
To form a pocket in your mask fold in 2 1/2" on either side. (The face side of your fabric should be on the inside.) Sew along these sides making sure to back stitch over your elastic or ties to secure them. Now turn your mask right side out and iron it, being careful not to touch your elastic with the iron as it can melt.



Back

4

Now insert and center your twist tie or pipe cleaner inside the fold on one side of your mask. Stitch around it to hold it in place.



Front

5

Create 3 evenly spaced 1/2" deep pleats on both sides. Pin the folds in place, and top stitch along the sides making sure all your pleats are facing the same direction.



We are now accepting donations of home-sewn masks. Thank you for helping our physicians, nurses and other staff on the front-line protecting and caring for all in our community.

WellSpan's engineering team tested several models of home-sewn masks. This design with a center pocket in the back for additional filter materials which could catch and absorb coughs and sneezes offers added protection. Those materials will be provided and inserted by WellSpan after the masks are washed each time. While home-sewn masks are not considered normal hospital personal protective equipment, they may have a use in this rapidly changing environment.

WellSpan Donation Drop-Off Locations

Locations will be open starting Monday, April 6th

Preference is for up to 20 masks to be placed in one zip-lock or clear bag

Ephrata

Open 7:30 a.m. to 4:00 p.m.
Location: 501 Alexander Dr.
Ephrata, PA 17522

Lebanon

Open 8:00 a.m. to 4:30 p.m.
Location: 711 S. Eighth St
Lebanon, PA 17042

Chambersburg

Open 7:00 a.m. – 3:30 p.m.
Location: 1660 Orchard Drive
Chambersburg, PA 17201

Gettysburg

Open 8:00 a.m. to 4:30 p.m.
Location: 450 S. Washington St
Gettysburg, PA 17325

Hanover

Open 8 a.m. to 4:30 p.m.
Location: WellSpan Health and Surgery Center
1227 Baltimore St., Hanover, PA 17331

York

Open 8 a.m. to 4:30 p.m.
Location: 601 Memory Lane
York, PA 17402

Questions? Please call (855) 851-3641 or visit <https://www.wellspan.org/coronavirus/i-want-to-help/>